



# HR Series

Aluminum Housed Power Resistors



- Resistances from 0.01 to 22K Ohms
- Power Rating 5 to 15 Watts
- Resistance Tolerances to  $\pm 0.05\%$
- Low TCR:  $\pm 20$  ppm/ $^{\circ}\text{C}$  Standard
- Non-Inductive Windings Available
- Integrated 18AWG Leads

## SPECIFICATIONS

Type	Power Rating ( W @ 25°C )		Resistance Range <sup>2</sup>
	On Heatsink <sup>1</sup>	Free Air	
HR-10	10	5.0	0.01 to 12.5K
HR-15	15	7.5	0.01 to 22K

<sup>1</sup> Mounted on 6.0 x 6.0 x 0.05 [ 152 x 152 x 1.2 ] Aluminum Plate or Equivalent  
<sup>2</sup> For Non-Inductive Winding, Divide Maximum Resistance by 2

Specification	Value
Tolerances	$\pm 0.05\%$ to $\pm 10\%$ ( 1% Standard )
Temperature Coefficient*	$>10\Omega$ : $\pm 20$ ppm/ $^{\circ}\text{C}$ $1\Omega$ to $10\Omega$ : $\pm 50$ ppm/ $^{\circ}\text{C}$ $<1\Omega$ : Call Factory
Temperature Range	$-55^{\circ}\text{C}$ to $+250^{\circ}\text{C}$
Dielectric Strength	1000 VAC
Environmental Performance (MIL-STD 202)	$\Delta R$
Dielectric	$\pm 0.2\% + 0.05\Omega$
Load Life	$\pm 1\% + 0.05\Omega$
Storage	$\pm 0.2\% + 0.05\Omega$
Moisture Resistance	$\pm 0.2\% + 0.05\Omega$
Thermal Shock	$\pm 0.2\% + 0.05\Omega$
5X Overload ( 5s )	$\pm 0.2\% + 0.05\Omega$
Shock	$\pm 0.1\% + 0.05\Omega$
Vibration	$\pm 0.1\% + 0.05\Omega$

### Ordering Information:

Part Description: Part Type - Resistance - Tolerance - TCR ( If not standard )

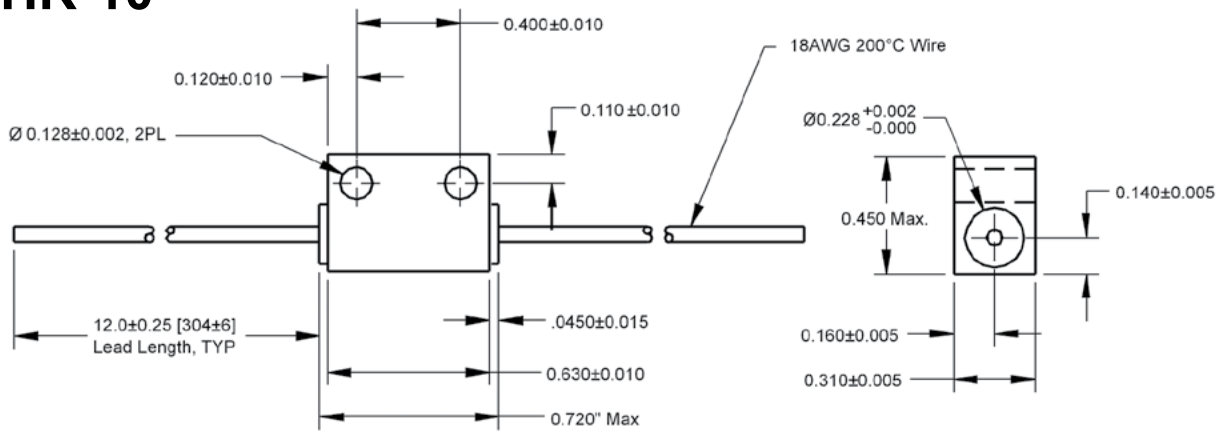
Example: **HR-15 100 Ohm 5%**

For Non-Inductive Windings, insert the letter "N" ( i.e. HRN-10 )

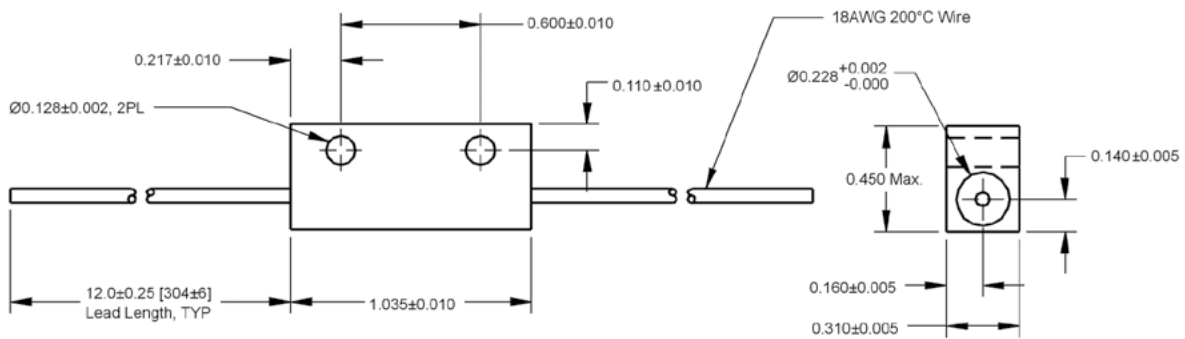


## DIMENSIONS

### HR-10



### HR-15



Power Derating Curve

