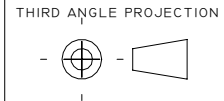
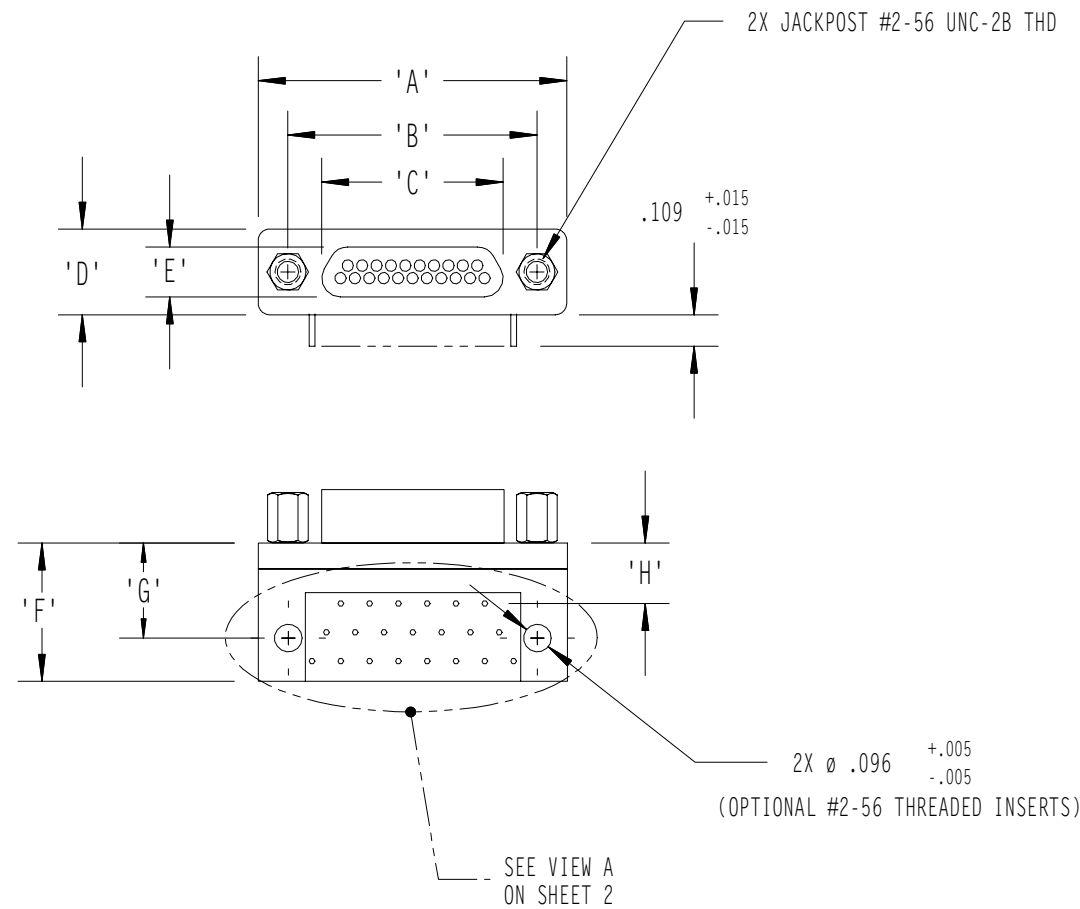


THIS IS ISSUED IN STRICT CONFIDENCE ON THE CONDITION THAT IT IS NOT USED AS A BASIS FOR MANUFACTURE OR SALE, AND THAT IT IS NOT COPIED, REPRINTED OR DISCLOSED TO ANY THIRD PARTY WITHOUT THE PRIOR WRITTEN CONSENT OF MIN-E-CON

UNLESS OTHERWISE SPECIFIED ALL DIMENSIONS ARE IN INCHES DRAWING STANDARDS ARE PER ANSI Y14.5M-1982



| REVISIONS | | | | |
|-----------|-----|-------------|--------|----------|
| ECO | REV | DESCRIPTION | DATE | APPROVED |
| | A | RELEASE | 4FEB08 | WC |



| CONN SIZE | | 'A' max | 'B' +/- .005 | 'C' max | 'D' max | 'E' max | 'F' max | 'G' +/- .015 | 'H' ref |
|-----------|-----|---------|--------------|---------|---------|---------|---------|--------------|---------|
| 9 | pin | .788 | .565 | .291 | .220 | .142 | .400 | .230 | .210 |
| | skt | | | | | | | | |
| 15 | pin | .938 | .715 | .441 | .220 | .142 | .480 | .330 | .210 |
| | skt | | | | | | | | |
| 21 | pin | 1.088 | .865 | .591 | .220 | .142 | .480 | .330 | .210 |
| | skt | | | | | | | | |
| 25 | pin | 1.188 | .965 | .691 | .220 | .142 | .480 | .330 | .210 |
| | skt | | | | | | | | |
| 31 | pin | 1.338 | 1.115 | .841 | .220 | .142 | .600 | .330 | .210 |
| | skt | | | | | | | | |
| 37 | pin | 1.488 | 1.265 | .991 | .220 | .142 | .600 | .330 | .210 |
| | skt | | | | | | | | |
| 51 | pin | 1.438 | 1.215 | .941 | .262 | .177 | .710 | .360 | .210 |
| | skt | | | | | | | | |

ORDERING SYSTEM

D S M R - 25 P L C B R P T - .XXX XX

- SERIES** —————
- MOUNTING STYLE**
S = SCREW MOUNT
- HOUSING**
M = NICKEL PLATED ALUMINUM
- INSULATOR MATERIAL**
R = POLYPHENYLENE SULFIDE (RYTON)
- CONTACT LAYOUT (SHELL SIZE)**
9, 15, 21, 25, 31, 37, 51
- CONTACT TYPE (GENDER)**
P = PIN S = SOCKET
- SPECIAL FEATURES**
CONSULT FACTORY FOR MODIFICATION CODES
- LEAD LENGTH** (DECIMAL INCHES, .XXX)
OMIT IF STANDARD .109 LEAD LENGTH REQUIRED
- THREADED INSERT**
OMIT 'T' IF NO THREADED INSERTS REQUIRED
- JACKPOST**
OMIT 'P' IF NO JACKPOSTS REQUIRED
- BOARD MOUNT STYLE**
LCBR = LOW PROFILE RIGHT ANGLE

NOTES:

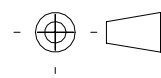
1. MATERIAL:
 - a) INSULATORS AND TERMINATION BOX: RYTON.
 - b) SHELL: NICKEL PLATED ALUMINUM.
 - c) CONTACT: GOLD PLATED COPPER.
 - d) TERMINATION WIRE: 24 AWG SOLID COPPER TIN PLATED.
 - e) EPOXY: HYSOL EE4198.
 - f) HARDWARE: 300 SERIES STAINLESS STEEL.
2. FOR PERFORMANCE DATA AND DIMENSIONS NOT SHOWN, REFER TO THE 'D' SERIES SECTION IN THE MIN-E-CON CATALOG.

| | | | | | |
|------------------------------|--|--------|--|-----------------------------------------------------------------|--|
| INTENDED USE CUSTOMER USE | | | | 17312 EASTMAN IRVINE, CA 92614 | |
| REFERENCE | | | | DWG TITLE CONNECTOR, MICRO 'D' RT ANGLE LOW PROFILE PC MT | |
| SIGNATURES | | DATE | | SIZE | |
| DRAWN CHARETTE | | 4FEB08 | | B | |
| CHECKED WC | | 4FEB08 | | FSCM NO. 54455 | |
| APPROVED WC | | 4FEB08 | | DWG NO. 00-005-0018 | |
| | | | | SCALE NONE | |
| | | | | SHEET 1 OF 2 | |
| | | | | REV A | |

THIS IS ISSUED IN STRICT CONFIDENCE ON THE CONDITION THAT IT IS NOT USED AS A BASIS FOR MANUFACTURE OR SALE, AND THAT IT IS NOT COPIED, REPRINTED OR DISCLOSED TO ANY THIRD PARTY WITHOUT THE PRIOR WRITTEN CONSENT OF MIN-E-CON

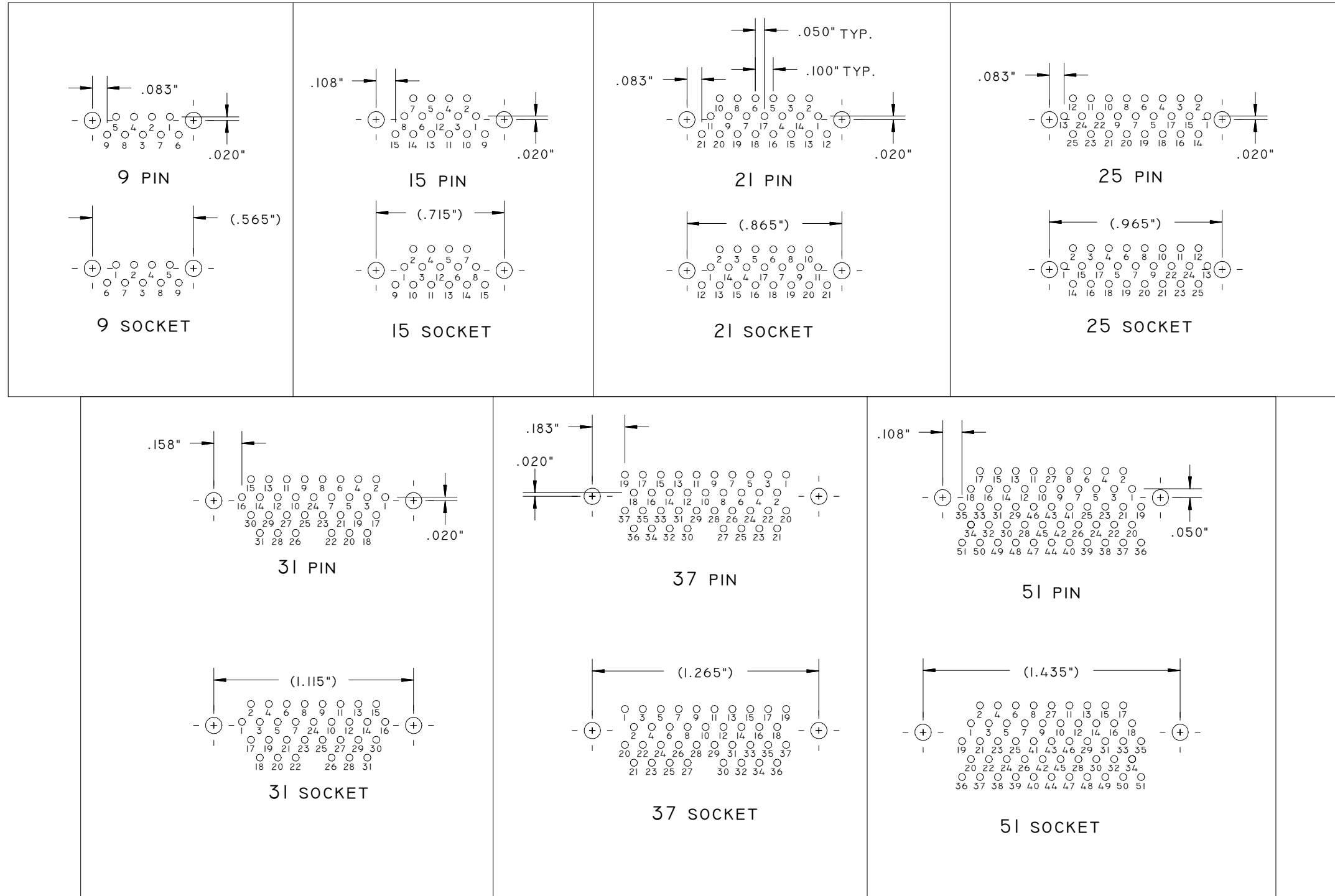
UNLESS OTHERWISE SPECIFIED ALL DIMENSIONS ARE IN INCHES DRAWING STANDARDS ARE PER ANSI Y14.5M-1982

THIRD ANGLE PROJECTION



| REVISIONS | | | | |
|-----------|-----|-------------|------|----------|
| ECO | REV | DESCRIPTION | DATE | APPROVED |
| | A | SEE SHEET I | | |

VIEW A



NOTES:

SEE SHEET I FOR NOTES.

| | | | | | |
|------------------------------|--|----------------|--|-----------------------------------------------------------------|--|
| INTENDED USE CUSTOMER USE | | | | 17312 EASTMAN IRVINE, CA 92614 | |
| REFERENCE | | | | DWG TITLE CONNECTOR, MICRO 'D' RT ANGLE LOW PROFILE PC MT | |
| DRAWN CHARETTE | | DATE 4FEB08 | | SIZE B | |
| CHECKED WC | | DATE 4FEB08 | | FSCM NO. 54455 | |
| APPROVED WC | | DATE 4FEB08 | | DWG NO. 00-005-0018 | |
| SCALE NONE | | | | SHEET 2 OF 2 | |